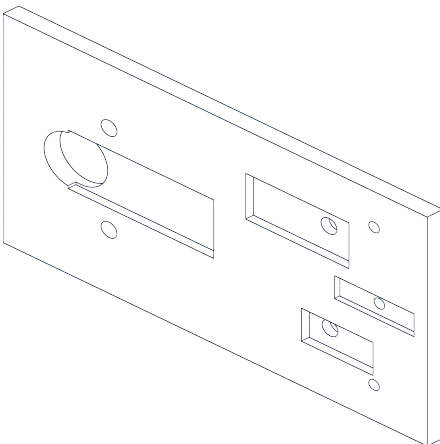

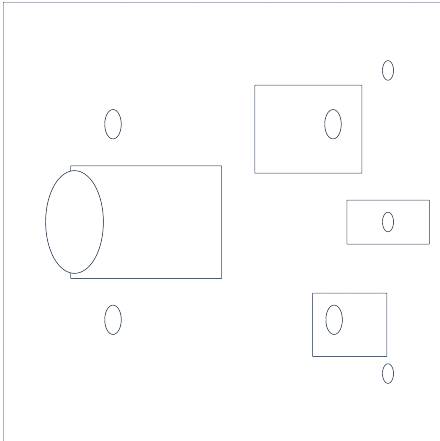


# Synthetic Review Drawing Stub

<b>Part</b>	Lamella pusher head side plate
<b>Revision</b>	B
<b>Pilot</b>	SOMIC
<b>Material</b>	Al 7075-T6

## Views



## Key Dimensions

Dimension	Value
Key	320 x 180 x 12 mm
Key	Guide-hole grid about 160 x 80 mm
Key	Large bearing seat

## Revision Summary

- Move one guide hole by 0.8 mm to correct alignment.
- Add one extra weight-reduction pocket without changing the outer plate envelope.
- Preserve the main bearing seat so the revision reads as a trimmed adjustment rather than a new plate.

## Notes

- Synthetic Lamella pusher-head side-plate package.
- Revision B captures a subtle alignment correction and mass-reduction change.

Synthetic review artifact for RapidDraft demos only. Not a releaseable manufacturing drawing.